

*Depositing values.*



---

## **General information**

Service installations meet different requests. Due to the modular design of day- and night safes, mail lockers, mail boxes, transfer boxes and empty container cabinets, each kind of service installation can be combined.

## **Mechanical drop in safes**

Wertheim drop in safes (day- and night safes) exceed the safetechnical standard of VSÖ. Wertheim pays special attention to the mechanism of the drop in gate. Using the delivered drop in container a trouble-free and manipulation proofed process is guaranteed. A mail box with alternative withdrawel from the front or rear side can be added.

## **Electronic drop in safes**

These drop in safes, which are steered and controlled electronically, are specially designed for self-service areas. The self-service drop in safe can be operated either by usual magnetic bank cards, by inserting a code at the keyboard or by using a key.

## **Empty container cabinets**

Wertheim empty container cabinets are designed for night-safes-bags or containers. The installation of such safes supplies the night-depository-customers with empty containers even when the bank is closed.

## **Empty casket automats**

Wertheim empty casket automats are the ideal addition to the electronic drop in safes. Per dropped in casket one empty casket can be taken from the customer.

## **Courier cabinets**

Wertheim courier cabinets complete the programme of the service installations and offer the advantage of the flexible system. All technical demands will be satisfied, according to the constructional requests, galvanized, heat protected and adjusted to the bank-locking system.

## **Mail lockers**

Wertheim mail lockers are designed for the mail traffic between bank and customer, even when the bank is closed. Mail lockers are distinguished by a solid construction. The body which is made from galvanized sheets is rustproof. The banksided door is heat isolated. The drawers are space-saving dimensioned and designed for every handling with a removable plastic-tray.

## **Surfaces**

The standard service installations are bank-sided painted with RAL 7035 lightgrey. The customer side is designed in aluminium with an anodized surface or painted in all RAL colours.

## **Service**

The Wertheim-service-hotline: ++43 (0)1 / 604 91 66 - 300 is manned around the clock, also on sundays and holidays. Wertheim offers competent information, short reaction time and well trained service technicians.

## **Guarantee**

Wertheim guarantees a perfect function for the duration of 2 years (except electronic equipment). If the product should show a defect within this time, this is cleared free of charge.

## SERVICE INSTALLATIONS

|   |         |
|---|---------|
| ■ Mechanical drop in safes .....            | Page 4  |
| ■ Electronic drop in safes .....            | Page 5  |
| ■ Empty container cabinets .....            | Page 7  |
| ■ Empty casket automats .....               | Page 8  |
| ■ Courier cabinets .....                    | Page 9  |
| ■ Mail lockers .....                        | Page 10 |
| ■ Drop in containers and cover plates ..... | Page 11 |



## MECHANICAL DROP IN SAFES

### Drop in

- The single-hand operation guarantees reliable and prompt operation of the drop in gate.
  - If the drop in container doesn't pass the gate correctly it is blocked mechanically.
  - The drop in system is provided with a multiple security blocking system.
  - The drop in gate can be opened with a cylinder key.
  - The operation instruction is engraved on the handle. The inscription DROP IN SAFE is illuminated.
- All instructions and also the inscription at the drop in safe are designed in the respective national language.**



Drop in gate with bag



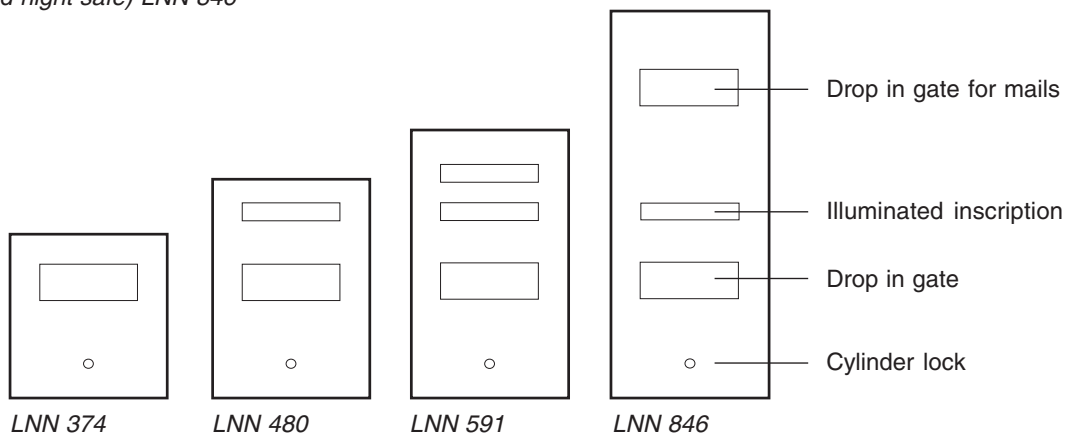
Drop in gate with casket

Drop in containers see page 11.

| Type    | Outside dimensions (mm) |       |       |
|---------|-------------------------|-------|-------|
|         | height                  | width | depth |
| LNN 374 | 374                     | 328   | 454   |
| LNN 480 | 480                     | 328   | 454   |
| LNN 591 | 591                     | 328   | 454   |
| LNN 846 | 846                     | 328   | 454   |

incl. 5 Cylinder keys for drop in gate

Drop in safe (day- and night safe) LNN 846

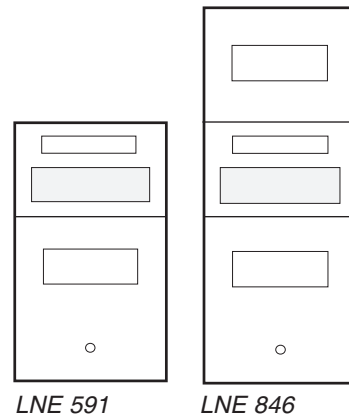




Drop in safe LNE 846  
with empty casket automat LNW 846



Drop in containers see page 11.



## ■ ELECTRONIC DROP IN SAFES

For each customer a separate kind of identification for the drop in authorization can be chosen. The self-service drop in safe can be operated either by usual magnetic bank cards, by inserting a code at the keyboard or by using a key.



Code



Magnetic bank card



Cylinder key

Each customer receives a voucher for each drop in, which confirms the drop in of a container with date and time. The bank receives an ongoing protocol, which documents each drop in with date, time and customer. The system recognizes and records possible faulty manipulations, e.g. no drop in of a container although there has been a correct identification and an open drop in gate.

| Type    | Outside dimensions (mm) |       |       |
|---------|-------------------------|-------|-------|
|         | height                  | width | depth |
| LNE 591 | 591                     | 328   | 454   |
| LNE 846 | 846                     | 328   | 454   |

All instructions and also the inscription at the drop in safe are designed in the respective national language.

## ■ DEPOSITORY SAFES

All Wertheim safes can be used for the depository of the containers of the drop in safes (mechanical and electronic). According to the requested insurance class and the capacity of bags or caskets, the right safe can be chosen.

### Examples: Depository safes CWH, Depository safes CWS

Insurance class VSÖ: EN 3, according to VdS: WG III

Insurance sum – Business: EUR 200.000,- (with alarm connection)

All models are prepared for floor fixing and for alarm connection.

Colour inside and outside RAL 7035 lightgrey

| Type     | Hinge         | Weight (appr. kg) | Volume (l) | Outside dimensions (mm) |       |        | Capacity** |          |
|----------|---------------|-------------------|------------|-------------------------|-------|--------|------------|----------|
|          |               |                   |            | height                  | width | depth* | bags       | caskets  |
| CWH 0600 | right         | 280               | 83         | 620                     | 575   | 470    | appr. 30   | appr. 20 |
| CWH 0800 | right         | 335               | 110        | 800                     | 575   | 470    | appr. 40   | appr. 30 |
| CWH 1000 | right         | 400               | 138        | 980                     | 575   | 470    | appr. 50   | appr. 40 |
| CWH 1200 | right         | 580               | 262        | 1160                    | 735   | 530    | appr. 70   | appr. 50 |
| CWS 0850 | right or left | 865               | 220        | 848                     | 810   | 725    | appr. 60   | appr. 45 |
| CWS 1000 | right or left | 1010              | 270        | 1003                    | 810   | 725    | appr. 75   | appr. 55 |

\* Please include to the shown outside depth 60 mm for mountings!

\*\* The shown numbers are index numbers.

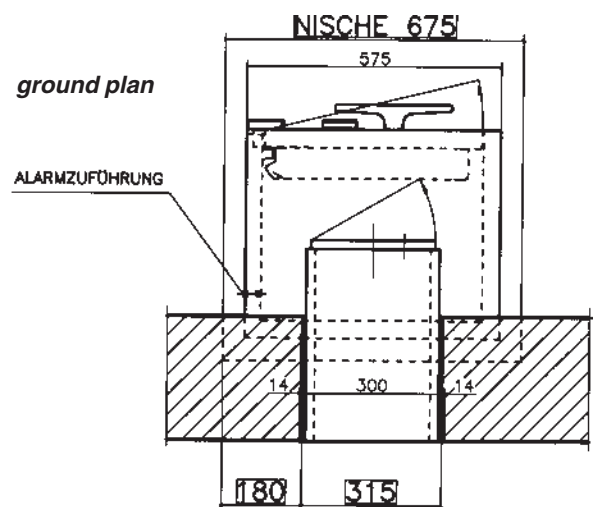
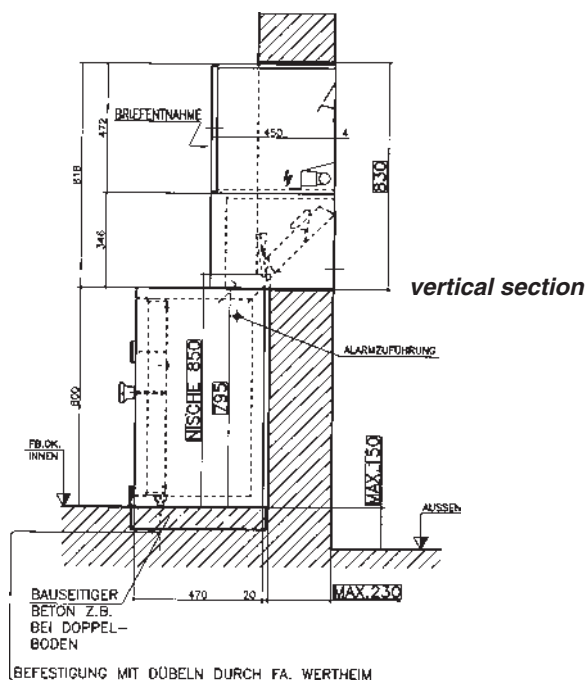
The capacity of each depository safe depends on several variables, which are partly indeterminable. (e.g.: filling of the bag, incidental bulk cone, ...)

#### standard locks for CWH

doublebit lock S&G adjustable with 2 keys  
number combination lock La Gard 3 wheels  
electronic lock La Gard Combogard 33E  
electronic lock Mauer Code Combi B

#### standard locks for CWS

doublebit lock S&G adjustable with insert key (2 bits)  
electronic lock La Gard Combogard 33E  
number combination lock La Gard 3 wheels  
electronic lock Mauer Code Combi B



Vertical section and ground plan (drop in safe in wall)  
Example: Mechanical drop in safe LNN 846  
Depository safe CWH 800

## ■ EMPTY CONTAINER CABINETS

Empty container cabinets can be loaded from inside or from outside. The doors can be left or right hinged and have the same locking system like the drop in safe. To open the take off door use the cylinder key of the drop in gate.

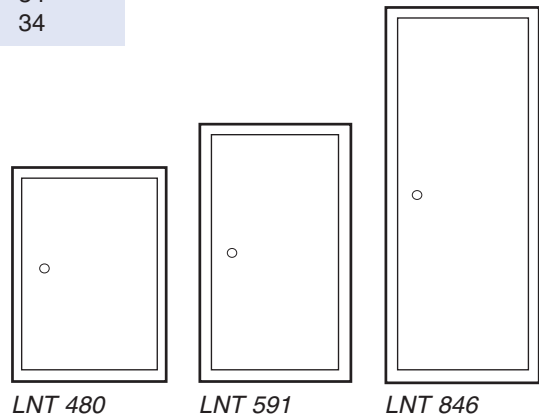


Empty container cabinet LNT 846  
with drop in safe LNN 846

| Type     | Outside dimensions (mm) |       |       | Capacity |         |
|----------|-------------------------|-------|-------|----------|---------|
|          | height                  | width | depth | bags     | caskets |
| LNT 480H | 480                     | 367   | 454   | 22       | 16      |
| LNT 480V | 480                     | 367   | 435   | 22       | 16      |
| LNT 591H | 591                     | 367   | 454   | 30       | 22      |
| LNT 591V | 591                     | 367   | 435   | 30       | 22      |
| LNT 846H | 846                     | 367   | 454   | 48       | 34      |
| LNT 846V | 846                     | 367   | 435   | 48       | 34      |

H: loaded from inside  
V: loaded from outside

Drop in containers see page 11.

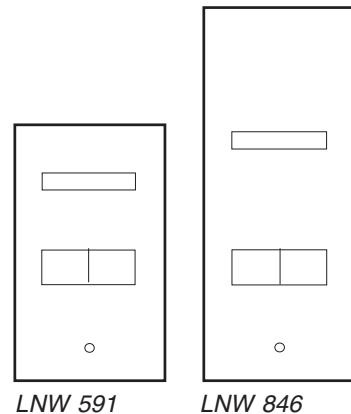


## ■ EMPTY CASKET AUTOMATS

Wertheim empty casket automats are the ideal addition to the electronic drop in safes. Per dropped in casket one empty casket can be taken from the customer. A bright green LED shows the open position of the drawer. If the red LED lights on the rear wall, the empty casket automat has to be filled with caskets.




*Empty casket automat LNW 846  
with drop in safe LNE 846*



LNW 591

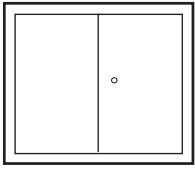
LNW 846




*All instructions and also the inscription at the empty casket automat are designed in the respective national language.*

| Type    | Outside dimensions (mm) |       |       | Capacity (caskets) |
|---------|-------------------------|-------|-------|--------------------|
|         | height                  | width | depth |                    |
| LNW 591 | 591                     | 328   | 747   | 44                 |
| LNW 846 | 846                     | 328   | 747   | 44                 |





LNK 5912H/V



LNK 8461H/V



Courier cabinet LNK 8461

## ■ COURIER CABINETS

Courier cabinets are used for the internal mail traffic of the bank by its couriers, even when the bank is closed. There is the possibility to equip the safe with or without rear door (pass through system).

Lock :      Cylinder lock prepared for cylindric lock, provided by the customer  
 Full length 46 mm, till middle locking nose 37 mm

| Type      | Outside dimensions (mm) |       |       | Inside dimensions (mm) |       |       |
|-----------|-------------------------|-------|-------|------------------------|-------|-------|
|           | height                  | width | depth | height                 | width | depth |
| LNK 5912H | 591                     | 666   | 454   | 479                    | 506   | 360   |
| LNK 5912V | 591                     | 666   | 435   | 479                    | 506   | 386   |
| LNK 8461H | 846                     | 666   | 454   | 734                    | 530   | 360   |
| LNK 8461V | 846                     | 666   | 435   | 734                    | 530   | 386   |

special dimensions on request

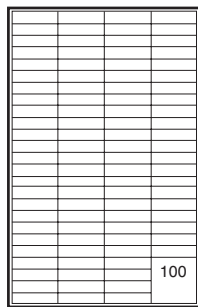
H: withdrawel bank side  
 V: withdrawel customer side

## MAIL LOCKERS

The body is made from galvanized sheets. The customer side is designed in aluminium with an anodized surface or painted in all RAL-colours. The box numbering is engraved and painted.

### Box equipment

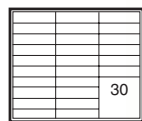
Lock: Magnetic slide lock with 2 keys, incl. an antimagnetic key protection  
 Inside dimensions: H x W x D = 50 x 158 x 240 mm (the size fits for the return of the night depository containers)  
 Equipment: 1 removable tray for each box



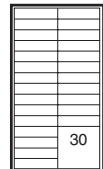
LBS/LBT 100254



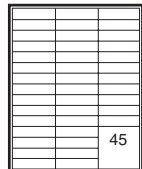
LBS/LBT 020102



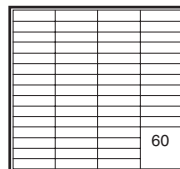
LBS/LBT 030103



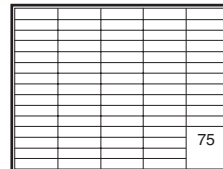
LBS/LBT 030152



LBS/LBT 045153



LBS/LBT 060154



LBS/LBT 075155

Mail lockers  
LBS 030103

### Type LBS

| Type       | Boxes | Outside dimensions (mm) |       |       |
|------------|-------|-------------------------|-------|-------|
|            |       | height                  | width | depth |
| LBS 020102 | 20    | 591                     | 471   | 298   |
| LBS 030103 | 30    | 591                     | 666   | 298   |
| LBS 030152 | 30    | 846                     | 471   | 298   |
| LBS 045153 | 45    | 846                     | 666   | 298   |
| LBS 060154 | 60    | 846                     | 861   | 298   |
| LBS 075155 | 75    | 846                     | 1056  | 298   |
| LBS 100254 | 100   | 1356                    | 861   | 298   |

### Options

Encasement in case of portal installation LBS

LBS: loaded from bankside

LBT: loaded through a lockable front door, which carries all box-doors (door in door system)

### Type LBT

| Type       | Boxes | Outside dimensions (mm) |       |       |
|------------|-------|-------------------------|-------|-------|
|            |       | height                  | width | depth |
| LBT 020102 | 20    | 591                     | 471   | 320   |
| LBT 030103 | 30    | 591                     | 666   | 320   |
| LBT 030152 | 30    | 846                     | 471   | 320   |
| LBT 045153 | 45    | 846                     | 666   | 320   |
| LBT 060154 | 60    | 846                     | 861   | 320   |
| LBT 075155 | 75    | 846                     | 1056  | 320   |
| LBT 100254 | 100   | 1356                    | 861   | 320   |

## ■ DROP IN CONTAINERS

To ensure a correct function of the service installations, just use the drop in containers assigned by Wertheim.

### Zipp-bag

The fastening is provided with a simple lock.

### Makrolon-casket

The casket is lockable with a cylinder lock.

| Type            | appr. dimensions (mm) |
|-----------------|-----------------------|
| Zipp-bag        | 220 x 160 x 25        |
| Makrolon-casket | 235 x 122 x 40        |



Zipp-bag



Makrolon-casket

## ■ COVER PLATES

A complete service installation can be equipped with a cover plate.



Complete service installation with an integrated cover plate

